





# HEAR, SEE and PLAY



Players	10 x  to 25 x 
Age	7 to 15
Time	Half an hour
Material	Rope, 2 blind folds, megaphone or plastic cone
Aim	Discuss about bullying

Divide the group into 2 teams. In every team one blindfolded person is trying to make his way to reach the 'megaphone'.



The megaphone is the leader (teacher). He has a list with 'statements' about bullying.

Whenever the megaphone is reached, one of the statements is read out loud, and both teams can discuss about it. The players then take a stand. Every player who agrees with the statement goes standing in playing half number one; every player who disagrees with the statement goes standing in playing half number two.

The megaphone also starts and stops the game.

Make a large enough playing by unrolling the rope on the soil; you need two adjacent rectangles, creating two playing halves.




Every team selects a coach. The coaches need to stay out of the playing halves. Every team selects a 'crosser', a player to get blindfolded.

The blindfolded player needs to cross the playing ground from the opposite team towards the megaphone, following instructions from his coach.

The rest of the team players take a place on the playing ground, but they have to remain to the chosen place. They must try to 'tick' the blindfolded 'crosser' when passing (without leaving their taken place).

When a crosser is ticked, he needs to start again from the beginning. (the coach leading him; he is not taking of the blindfold).

Whenever a crosser reaches the megaphone a statement is read out loud, and there will be voted.



After the discussion and the votes, the team take back their places on the playing ground. The winning team can point out a player of the opposite team and give him a 'handicap' (use only one arm or get seated).

The megaphone let the game start over again....

# STATEMENTS



## **BULLYING AND TEASING IS THE SAME**

Wrong. Teasing is between friends. It has no meaning to harm and often everyone can laugh about it. Teasing also happens in both directions. When you tease someone, that person can tease you back. That's not the case with bullying. With bullying it is always the same person or group bullying another person.

## **WHEN I NOTICE BULLYING I GO TO THE TEACHER**

Good idea. The teacher(s) can help you handling a bullying situation. Talking to a teacher is not the same as betraying.

## **IN OUR CLASS BULLYING OCCURS**

When bullying occurs in your class that's a pity... Only the victim and the bully can solve this problem. Talk about it! With the whole group you can surely work it out. Everybody has the right to have a good time at school.

## **BY NOT REACTING TO BULLYING, YOU ACTUALLY SUPPORT THE BULLY**

By not reacting you give the bully the impression he or she is cool and ok. Above that, you leave the impression with the victim that his or her situation means nothing for you. It's not easy to react, so it's very clever if you try. If you can't solve it as a group, ask the teacher for help!

## **ACTUALLY I WANT TO SUPPORT THE VICTIM(S)**

A bullying victim needs a lot of support. He or she feels often alone. You can support him or her with a sweet pat or an encouraging word, but also by stepping forward to the teacher and tell about the problem.